

FB Air Transfer Vent

Securo AS

02.01.2018

Version 1.2

FB Air Transfer Vent – Fire Damper

The FB Air Transfer Vent is a passive fire damper designed for use in fire resistance rated partition walls. The vent does not contain any moving parts, detector activating system or cabling. The vent prevent fire spread by

combining a steel grille blocking flames during the first minutes and an intumescent material that swells and blocks the opening when the vent is exposed to flames or hot smoke gases.



Product Data



Available sizes: 100x100 up to 600x600mm.

Fire rating:
EI30 and EI60

Tested and certified according to:
NS-EN 1366-3:2009

Product Documentation from RISE Fire Research AS:
SPFR 030-0277

Approved louvers:
OVA from Trox Auranor



Steel louver and flap-valve from Flexit



Air flow rate at different air pressures

FBO	m ³ /h		
	5 Pa	10Pa	15Pa
135x135	22	32	40
500x100*	83	119	144
500x150*	122	173	212
600x450*	486	680	787

Table 1 Air flow rate at different air pressures.

*OVA louver at both sides.


Special conditions for use

In cases in which it is important to prevent smoke spread, it must be taken into consideration that the FB Air Transfer Vent will not block cold smoke spread during the «open state». Contact the supplier for more information concerning alternative solutions when required.

Maintenance

The FB Air Transfer Vent does not contain any moving parts and does not need special maintenance in order to function in case of fire. To ensure the requested air flow a visual inspection of the vents should be performed regularly to prevent that the perforated steel plates are blocked with dust, insects etc. Hence, it is recommended to carry out inspection and necessary cleaning each fifth year. The louvers must then be removed and if necessary the FB Air Transfer Vent must be cleaned by a vacuum cleaner or by blowing.

Order number




Dimensions given at order should be wall opening. The vent will be somewhat smaller to ensure correct installation with 5mm gap at each side for fire resistant sealant.

Example: FBO-500-150 will be delivered as 490x140.

Installation

The images below shows the installation of a FB Air Transfer Vent 150 x 150 mm. The vent is available in different standard sizes and can also be custom made upon request. The FB Air Transfer Vent should always be made somewhat smaller than the opening in the wall to ensure correct installation with 5 mm fire resistant sealant around the vent.

1



2



3



4



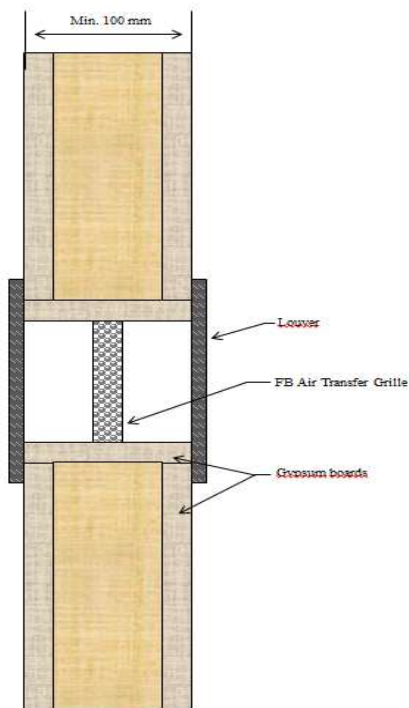
The FB Air Transfer Vent installed in minimum 100mm thick wall with gypsum boards or in concrete walls, with louvers. See figure 1.

Center the vent and fix with stainless screws in the brackets.

Use fire resistant sealant around the vent.

Louvers must be installed at both sides of the wall. Approved louvers are shown in table 2.

Approval mark is placed so everyone can see there is a FB Air Transfer Vent installed



Louver	Image	Fire resistance
Flexit, steel louver For outdoor use 100-225mm		60 min
Flexit, flap valve, plastic. For indoor use. 128-178mm.		60 min
Trox Auranor, OVA. For indoor use. 100-600mm		60 min

Figure 1. Installation principle for the FB Vent in walls with gypsum boards.

Table 2. Type of louvers that can be used in combination with the FB Vent.

Declaration of Content

FB Air Transfer Vents consist of perforated steel plates (AISI304) and Therm A Flex intumescent material (Graphite in PVA binder).

Environment

Waste should be recycled.

FB Air Transfer Vents are made of stainless steel and can be sold as scrap iron. This recycling makes the vents environmental friendly alternative. The intumescent material can be disposed as residual waste.

SECURO AS

Neptunvegen 6

7652 Verdal - Norway

Phone:+47 99 41 90 00

E-mail: post@seculo.no

www.seculo.no